

Vance Charter School

 2090 Ross Mill Road
Henderson, NC 27536
(252)431-0440

Grade Range: K-8

Regular School

Traditional Calendar

 Charter and Non-District Affiliated
Schools

<http://www.vancecharter.org/>
SCHOOL PERFORMANCE GRADE

Achievement Indicators	Score
Reading EOG Proficiency	60
Math EOG Proficiency	66
Science EOG Proficiency	79
Math I Proficiency	95
Biology Proficiency	.

"." = < 5% of students; 95% = ≥ 95%

Growth Status

Met

	Score	Grade
Achievement	66	
Growth	74.7	
School Performance	68	C
EOG Reading	64	C
EOG Math	68	C

Formula for determining the School Performance Grade:

- 80 percent of the School Performance Grade is based on the school achievement score. The school achievement score is calculated using a composite method based on the points earned by a school on all of the tests measured for that school
- 20 percent of the School Performance Grade is based on academic growth
- If a school has met expected growth and inclusion of the school's growth score reduces the school's performance score and grade, a school may choose to use the school achievement score solely to calculate the performance score and grade

A+NG Schools: A+NG schools earned a score of 85-100 and do not have significant achievement or graduation gaps.

**SCHOOL PERFORMANCE
GRADING SCALE**

Grade Range	Letter Grade
85-100	A
70-84	B
55-69	C
40-54	D
Below 40	F

SCHOOL PROFILE
School Size: The total number of students in this school and the average number of students in schools with similar grade ranges at the district and state levels.

Our School	542
State	475

Average Class Size: The average number of students enrolled in the "typical" K-8 classroom.

	Kindergarten	Grade 1	Grade 2	Grade 3	Grade 4	Grade 5	Grade 6	Grade 7	Grade 8
Our School	16	18	18	18	19	22	22	21	19
State	19	19	19	19	20	21	21	22	21

* Legislation mandates that class sizes for grades 4-12 are not restricted.

School Attendance: The average percentage of students who attend school daily.

Our School	97.4%
State	95.7%


PUBLIC SCHOOLS OF NORTH CAROLINA
State Board of Education | Department of Public Instruction

KEEPING YOU INFORMED

 More information about your school is available on the NC School Report Cards website at: <http://www.ncpublicschools.org/src/>

SCHOOL PERFORMANCE

Performance of Students on the NC End-of-Grade Tests: Percentage of Students at **Level 1 (Limited Command** of knowledge and skills)

LEVEL 1	Reading	Math	Science
Our School	15.6%	15.8%	9.0%
State	21.6%	24.0%	14.0%

N/A = < 5% of students; 95% = ≥ 95%

Performance of Students on the NC End-of-Grade Tests: Percentage of Students at **Level 2 (Partial Command** of knowledge and skills)

LEVEL 2	Reading	Math	Science
Our School	24.4%	18.7%	11.9%
State	21.5%	21.3%	13.3%

N/A = < 5% of students; 95% = ≥ 95%

Performance of Students on the NC End-of-Grade Tests: Percentage of Students at **Level 3 (Sufficient Command** of knowledge and skills)
Students performing at Level 3 are performing at grade level.

LEVEL 3	Reading	Math	Science
Our School	9.4%	6.8%	11.2%
State	11.2%	7.7%	9.6%

N/A = < 5% of students; 95% = ≥ 95%

Performance of Students on the NC End-of-Grade Tests: Percentage of Students at **Level 4 (Solid Command** of knowledge and skills)
Students scoring at Level 4 meet NC Standard for College-and Career-Readiness and are performing at or above grade level.

LEVEL 4	Reading	Math	Science
Our School	39.0%	37.9%	53.7%
State	34.5%	29.4%	42.1%

N/A = < 5% of students; 95% = ≥ 95%

Performance of Students on the NC End-of-Grade Tests: Percentage of Students at **Level 5 (Superior Command** of knowledge and skills)
Students scoring at Level 5 meet NC Standard for College-and Career-Readiness and are performing at or above grade level.

LEVEL 5	Reading	Math	Science
Our School	11.7%	20.8%	14.2%
State	11.3%	17.6%	21.0%

N/A = < 5% of students; 95% = ≥ 95%

FIVE ACHIEVEMENT LEVELS

LEVEL 1: Limited Command of knowledge and skills

- Performing At or Above Grade Level: NO
- Meets N.C. Standard for College-and Career-Readiness: NO

LEVEL 2: Partial Command of knowledge and skills

- Performing At or Above Grade Level: NO
- Meets N.C. Standard for College-and Career-Readiness: NO

LEVEL 3: Sufficient Command of knowledge and skills

- Performing At or Above Grade Level: YES
- Meets N.C. Standard for College-and Career-Readiness: NO

LEVEL 4: Solid Command of knowledge and skills

- Performing At or Above Grade Level: YES
- Meets N.C. Standard for College-and Career-Readiness: YES

LEVEL 5: Superior Command of knowledge and skills

- Performing At or Above Grade Level: YES
- Meets N.C. Standard for College-and Career-Readiness: YES

What does this achievement level number mean?

Students scoring at Levels 1 and 2 will likely need additional help next year to succeed in that subject area. Students scoring at Level 3 are considered proficient for that grade level or course, but may still need some targeted help in the next grade or course. Students scoring at Levels 4 and 5 are ready for the next grade or course, and are also on a path to be prepared for college or a career by the time they graduate.

The reading and math End-of-Grade tests are administered in grades 3-8. The science End-of-Grade tests are administered in grades 5 and 8 only.

Annual Participation Requirements: Schools are required to test at least 95 percent of their students on assessments administered for accountability. This requirement is for the all students group and for each student group. The minimum number of students needed in a group is 30.

Our school met 10 out of 10 targets.

For more information on participation requirements please go to www.ncpublicschools.org/accountability/reporting.

QUALITY TEACHERS

	Total Number of Classroom Teachers*	Fully Licensed Teachers**
Our School	43	100.0%
State	32	89.5%

* The total number of teachers in this school and the average number of teachers in schools with similar grade ranges at the district and state level.

** According to the charter school statute, a charter school is required to have a minimum of 50% of its teachers licensed.

Highly Qualified Teachers:
Percentage of classes taught by Highly Qualified teachers as defined by federal law.

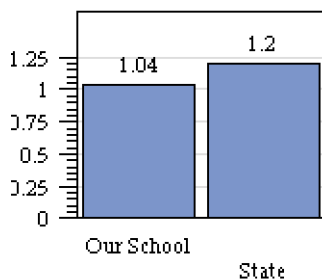
Our School	91.4%
State	89.4%

SAFE, ORDERLY AND CARING SCHOOLS

School Safety: The number of criminal acts reported per 100 students. Criminal acts include all acts occurring in school, on a school bus, on school grounds, or during off-campus, school-sponsored activities.

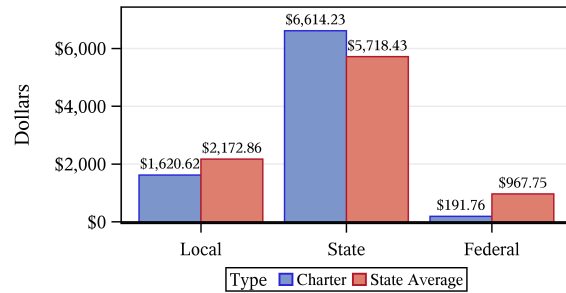
Our School	0
State	0.24

Access to Technology: The Number of Students per Internet-Connected Digital Learning Device



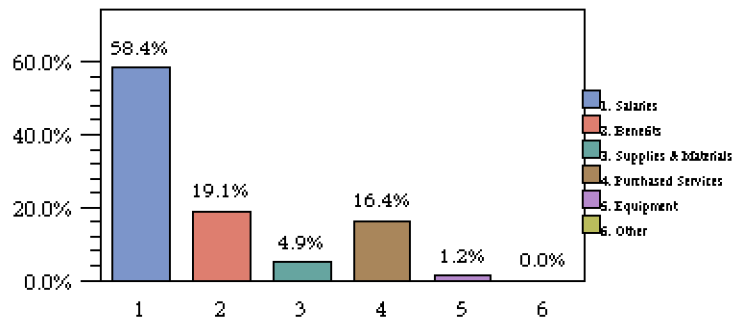
On this measure, smaller numbers are better than larger ones; there are more computers available to students when the number of students per computer is low.

FINANCIAL SUPPORT



Source of Funds (Amount per Student, Child Nutrition Included):

Charter schools in North Carolina operate with funding from local, state, and federal sources. The financial support reflected in these numbers includes all categories of expenses for operating a charter school, including teacher and administrator salaries, textbooks, transportation, Career and Technical Education courses and other education supplies and materials.



Use of Funds: Education is a labor-intensive enterprise, as reflected in the accompanying chart. Salaries for teachers and other staff are usually the largest expense in a charter school. State and federal funds are generally allotted for specific purposes, services, or programs.

READ TO ACHIEVE

The Read to Achieve program is a part of the Excellent Public Schools Act which became law in July of 2012 and applies to all schools at the beginning of the 2013-2014 school year. The goal of the State is to ensure that every student reads at or above grade level by the end of third grade. Students who are proficient on the 3rd-grade EOG or qualify for a "good cause exemption" are promoted to Grade 4. Students who are not proficient may be retained in 3rd grade or placed in 4th grade with extra reading instruction and a Retained Reading label.

	PROMOTED TO GRADE 4		RETAINED	
	# of Students	Percentage	# of Students	Percentage
Our School	.	95.0%	.	.
State	104574	85.6%	17581	14.4%

"." = < 5% of students; 95% = ≥ 95%